



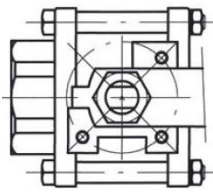
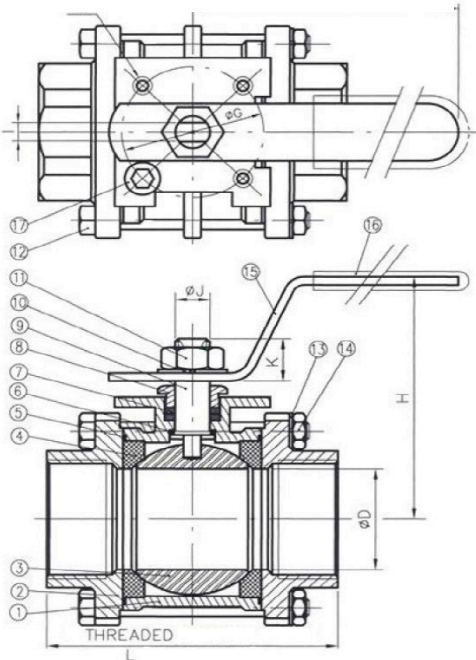
3-PIECE FULL PORT STAINLESS STEEL BALL VALVES

FIG.SBV-302TM THREADED ENDS, ¼" TO 2": 2000 WOG 2 ½" TO 3":1500 WOG ISO 5211 MOUNTING PAD.

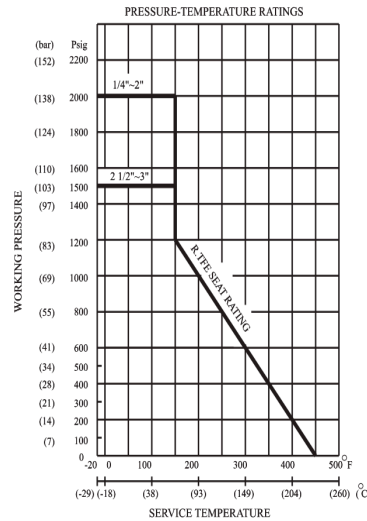


Features:

- Three-piece design for fast, economical in-line maintenance.
- Strengthened construction secures 2000 psi working pressure rating.
- Reinforced TFE seats increase durability.
- Adjustable packing gland.
- Bottom-loaded blow-out proof stem.
- Low operating torque to reduce automation costs.
- Mounting pad complied with ISO 5211 for ease and interchangeability of actuation.
- Basic design complied with ANSI B16.34 & EN 12516-1.
- NPT threaded ends complied with ANSI B 1.20.1.
- Re, Rp & G Threaded ends complied with BS 21/2779, JIS B-0203/0202, DIN 259/2999, ISO 228-1, ASI 722.1/1722.2 are upon request.
- Tested according to APT 598.



FOR 2 1/2"-3"



Materials List:

NO.	PARTS	S-332T
1	BODY	ASTM A35 I-CF8M
2	END CAP	ASTM A35 I-CF8M
3	BALL	ASTM A351-CF8M/316
4	SEAT	REINFORCED TFE
5	GASKET	PTFE
6	THRUST WASHER	PTFE
7	STEM PACKING	PTFE
8	GLAND	AISI 304
9	STEM	ASTM A276-316
10	HANDLE WASHER	AISI 304
11	HANDLE NUT	AISI 304
12	BOLT	AISI 304/GR.B8
13	NUT	AISI 304/GR.8
14	BOLT WASHER	AISI 304
15	HANDLE	AISI 304
16	HANDLE COVER	PVC
17	STOP SCREW	AISI 304

OPTIONS:

- L: LOCKING DEVICE.
- V: VENTED BALL.
- P: EQUIPPED WITH PNEUMATIC ACTUATOR

Dimension

Size		Ø D		L		I		Ø J		K		Ø G		M	H		W		Weight	
in	mm	in	mm	in	mm	in	mm	in	mm	in	mm	in	mm	mm	in	mm	in	mm	lbs	kgs
¼	8	0.43	11.00	2.56	65	0.20	5	0.31	8	0.37	9.50	1.42	36	M5	2.13	54.00	5.31	135	0.99	0.45
⅜	10	0.49	12.50	2.56	65	0.20	5	0.31	8	0.37	9.50	1.42	36	M5	2.13	54.00	5.31	135	0.99	0.45
½	15	0.59	15.00	2.76	70	0.20	5	0.31	8	0.47	12.00	1.42	36	M5	2.24	57.00	5.31	135	1.32	0.60
¾	20	0.79	20.00	3.15	80	0.24	6	0.39	10	0.54	13.70	1.42	36	M5	2.46	62.50	5.31	135	1.96	0.89
1	25	1.00	25.40	3.54	90	0.31	8	0.47	12	0.70	17.70	1.65	42	M5	2.70	68.50	6.50	165	2.76	1.25
1 ¼	32	1.26	32.00	4.13	105	0.31	8	0.47	12	0.70	17.70	1.65	42	M5	2.91	74.00	6.50	165	4.41	2.00
1 ½	40	1.50	38.00	4.72	120	0.31	8	0.55	14	0.71	18.00	1.97	50	M6	3.56	90.50	6.89	175	6.15	2.79
2	50	1.97	50.00	5.28	134	0.31	8	0.55	14	0.71	18.00	1.97	50	M6	3.92	99.50	6.89	175	9.51	4.31
2 ½	65	2.56	65.00	6.50	165	0.47	12	0.79	20	1.14	29.00	2.76	70	M8	5.06	128.50	9.57	243		
3	80	3.15	80.00	7.28	185	0.47	12	0.79	20	1.14	29.00	2.76	70	M8	5.49	139.50	9.57	243		